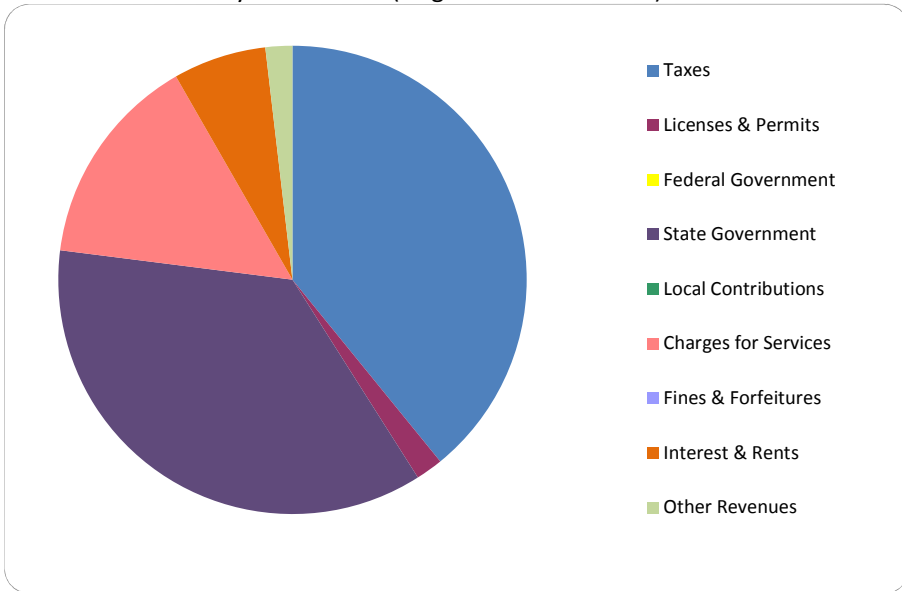


CITIZEN'S GUIDE TO LOCAL UNIT FINANCES - Village of Vernon (783050)

REVENUES

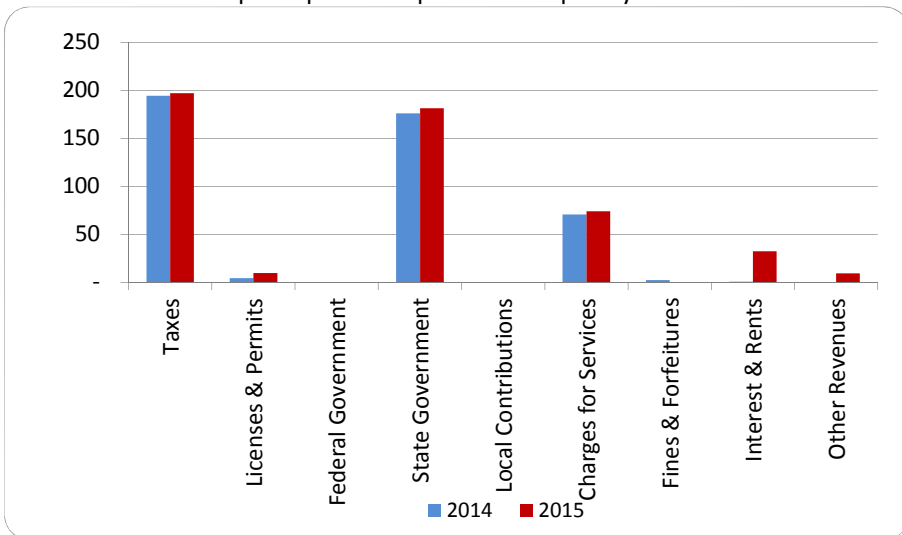
1. Where our money comes from (all governmental funds)



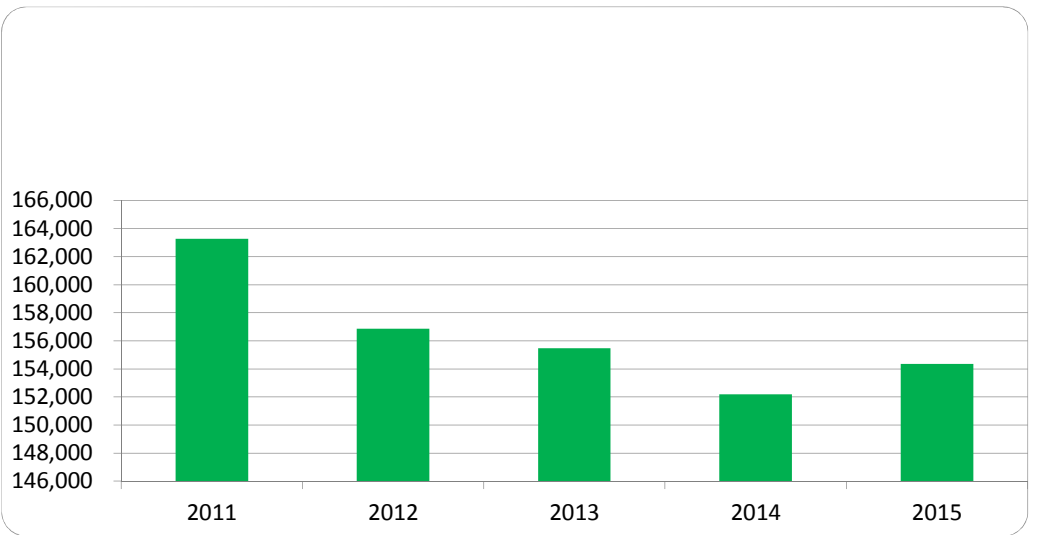
2. Compared to the prior year

	2014	2015	% change
Taxes	\$ 152,183	\$ 154,365	1.43%
Licenses & Permits	3,323	7,376	121.97%
Federal Government	-	-	N/A
State Government	138,000	142,090	2.96%
Local Contributions	-	-	N/A
Charges for Services	55,232	58,036	5.08%
Fines & Forfeitures	1,714	-	-100.00%
Interest & Rents	443	25,338	5619.64%
Other Revenues	-	7,314	N/A
Total Revenues	\$ 350,895	\$ 394,519	12.43%

3. Revenue sources per capita - compared to the prior year



4. Historical Revenue Sources



Commentary:

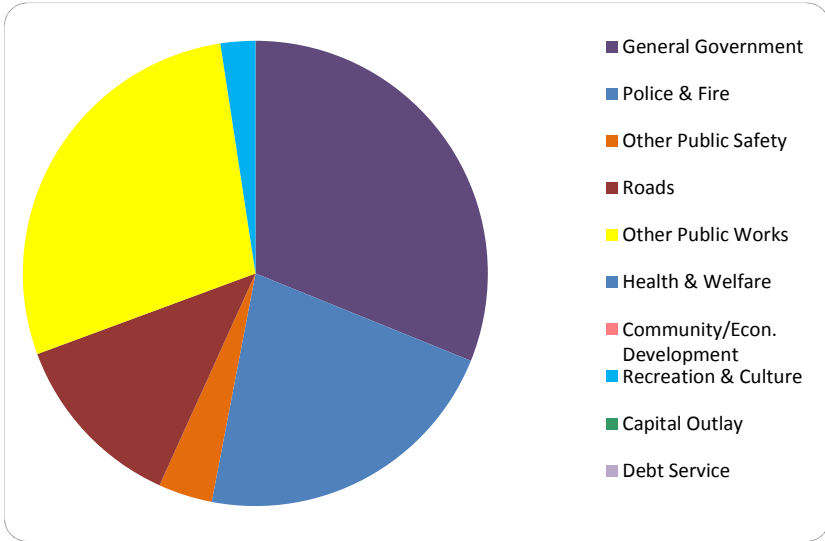
For more information on our unit's finances, contact Ellen Glass at 9892882300.

CITIZEN'S GUIDE TO LOCAL UNIT FINANCES - Village of Vernon (783050)

EXPENDITURES

1. Where we spend our money (all governmental funds)

2. Compared to the prior year

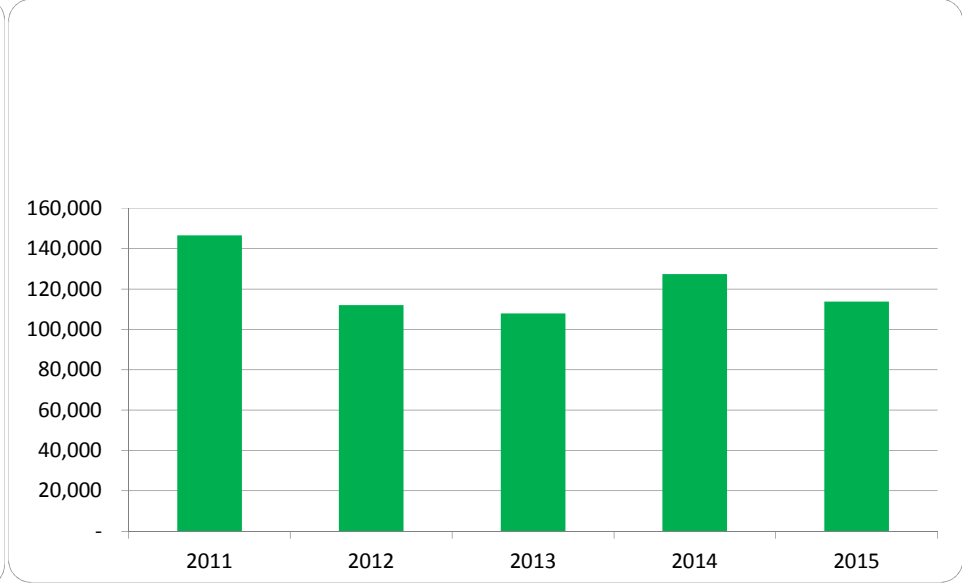
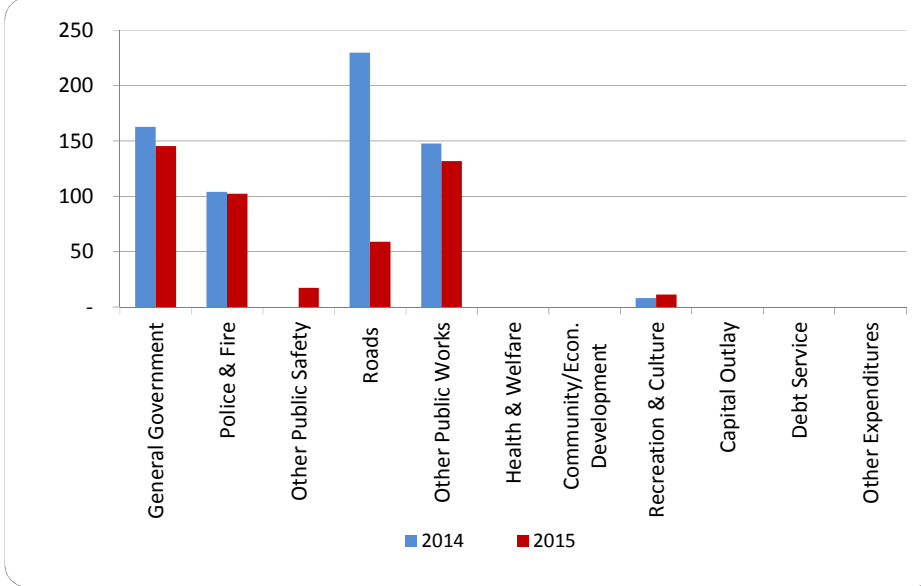


	2014	2015	% change
General Government	\$ 127,439	\$ 113,819	-10.69%
Police & Fire	81,419	80,027	-1.71%
Other Public Safety	-	13,690	N/A
Roads	180,000	46,104	-74.39%
Other Public Works	115,634	103,181	-10.77%
Health & Welfare	-	-	N/A
Community/Econ. Development	-	-	N/A
Recreation & Culture	6,350	8,852	39.40%
Capital Outlay	-	-	N/A
Debt Service	-	-	N/A
Other Expenditures	-	-	N/A
Total Expenditures	\$ 510,842	\$ 365,673	-28.42%

General Government

3. Spending per capita - compared to the prior year

4. Historical trends of individual departments:



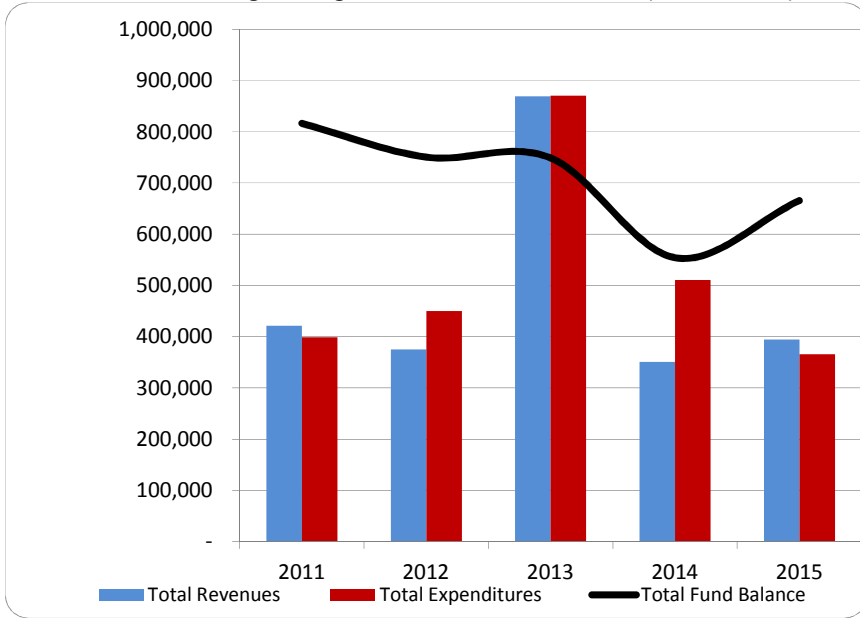
Commentary:

For more information on our unit's finances, contact Ellen Glass at 9892882300.

CITIZEN'S GUIDE TO LOCAL UNIT FINANCES - Village of Vernon (783050)

FINANCIAL POSITION

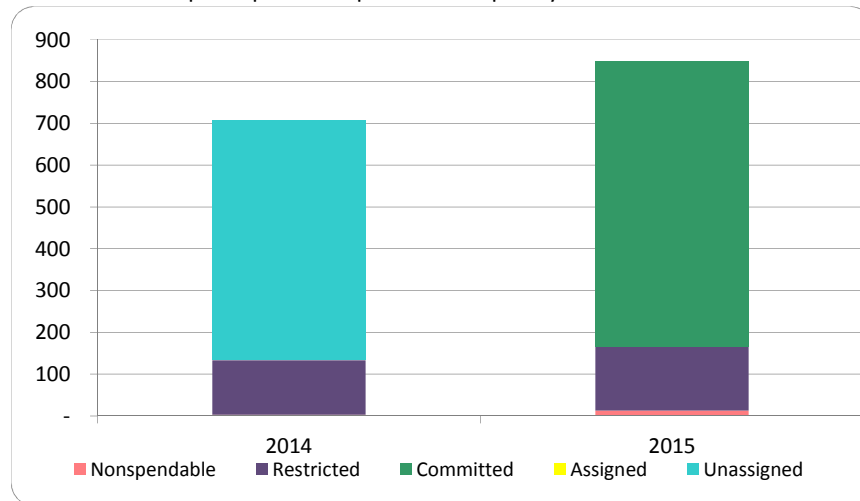
1. How have we managed our governmental fund resources (fund balance)?



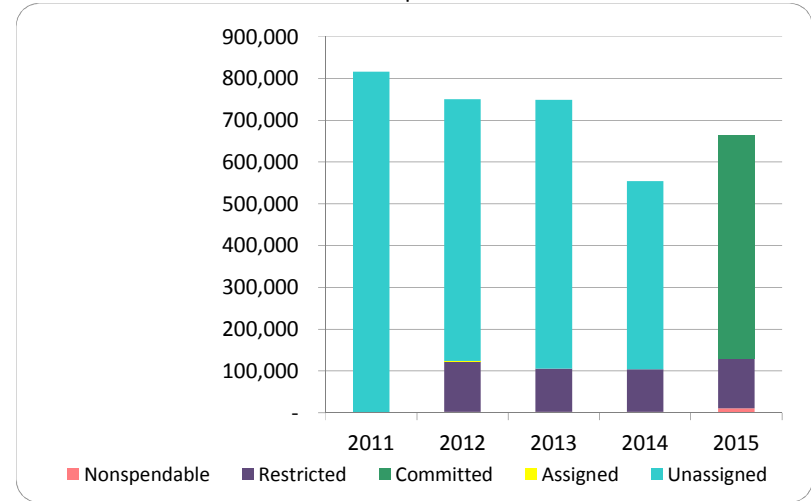
2. Compared to the prior year

	2014	2015	% change
Revenue	350,895	394,519	12.43%
Expenditures	510,842	365,673	-28.42%
Surplus (shortfall)	(159,947)	28,846	-118.03%
Fund balance, by component:			
Nonspendable	2,112	10,132	379.73%
Restricted	102,000	119,870	17.52%
Committed	-	535,688	N/A
Assigned	-	-	N/A
Unassigned	450,000	-	-100.00%
total fund balance	554,112	665,690	20.14%

3. Fund balance per capita - compared to the prior year



4. Historical trends of individual components



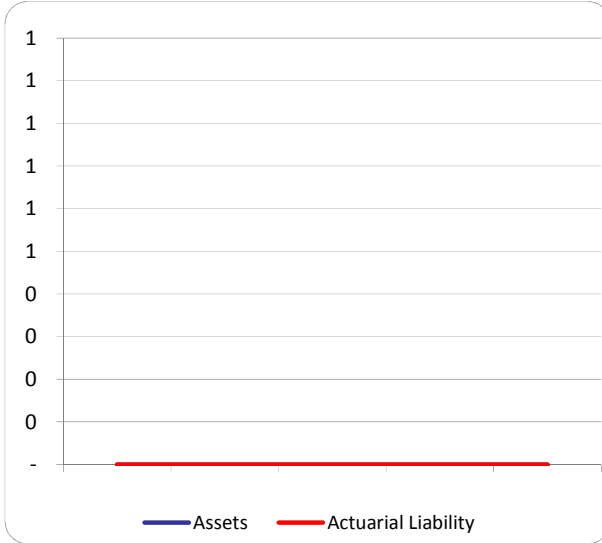
Commentary:

For more information on our unit's finances, contact Ellen Glass at 9892882300.

CITIZEN'S GUIDE TO LOCAL UNIT FINANCES - Village of Vernon (783050)

OTHER LONG TERM OBLIGATIONS

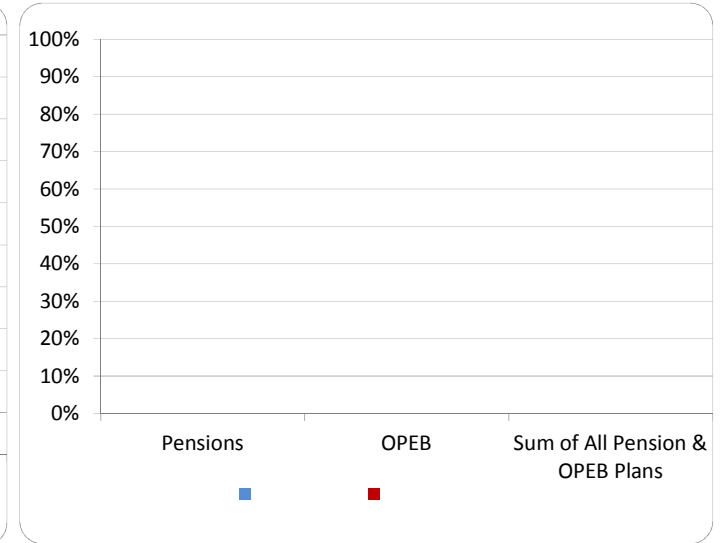
1. Pension funding status



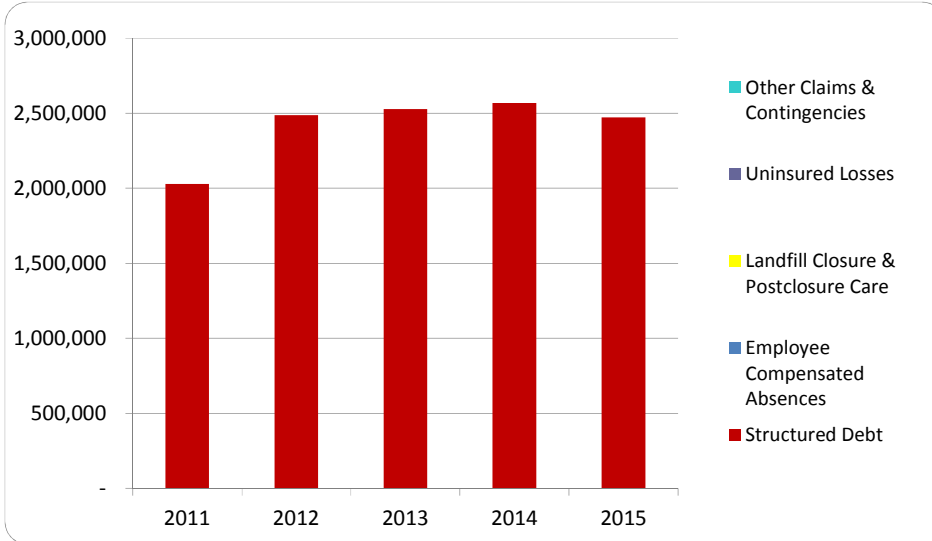
2. Retiree Health care funding status



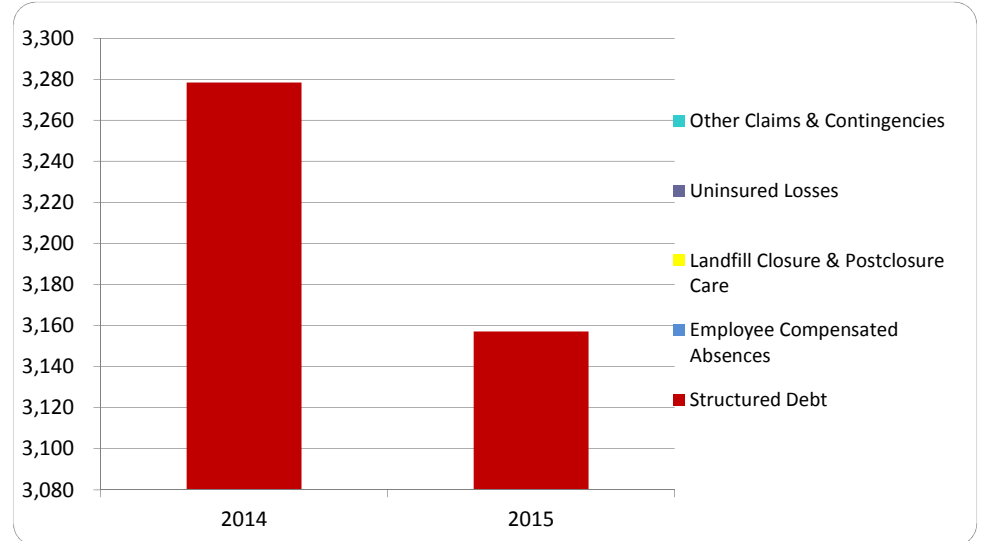
3. Percent funded - compared to the prior year



4. Long Term Debt obligations:



5. Debt & other long term obligations per capita - compared to the prior year



Commentary: We have no unfunded pension or post employment benefits.

For more information on our unit's finances, contact Ellen Glass at 9892882300.